



HOW TO REGISTER

Getting Started

Just a few simple steps and you'll have comprehensive identity management and fraud protection from CyberScout.

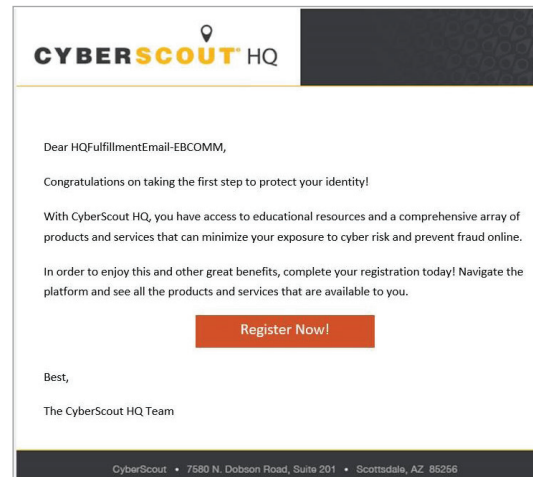
Congratulations. You're ready to enjoy the benefits—and peace of mind—that CyberScout provides.

CyberScout® HQ is your one-stop shop for identity management, privacy and cyber security education, products and services. This easy-to-use portal will help you:

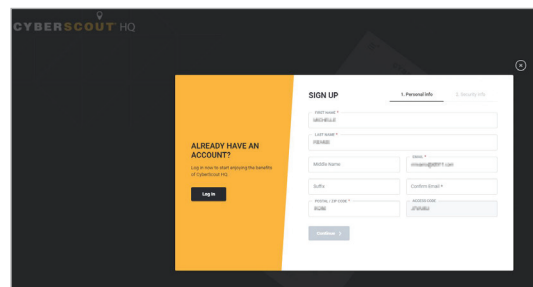
- **Minimize** your risk with education and tools that work to reduce your exposure.
- **Monitor** your personal information with our fraud-focused detection services.
- **Manage** your identity, privacy and cyber security in the event of a breach.

How to register your CyberScout HQ account

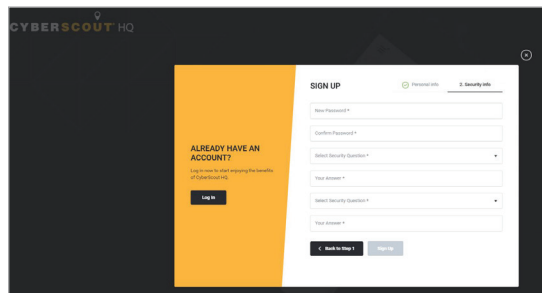
You'll receive an email from the CyberScout HQ team. Just click on the **“Register Now!”** button to register and access valuable educational resources and our comprehensive set of products.



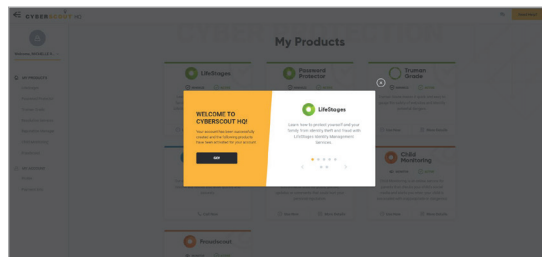
You'll arrive at a Sign up screen, where your personal information will be pre-populated. Confirm the information is correct and click **Continue**. (In the future, you can simply sign in.)



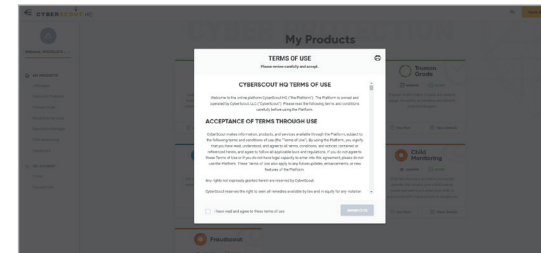
You'll be asked to create your password, and answer security questions. This will help us protect your identity and privacy in the future.



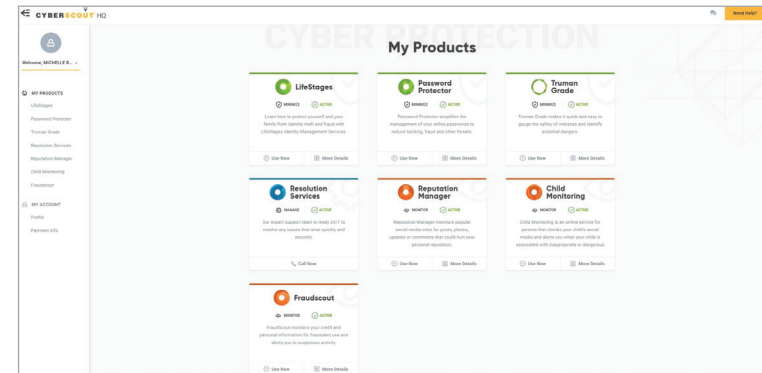
When you've completed registration, CyberScout will confirm that your account is set up.



Next, take a few minutes to review and accept CyberScout's Terms and Conditions and Privacy Policy.



Once your account is established, you'll arrive at your personal dashboard. This is your opportunity to browse, get more information, and start using the services. Navigate through the various tiles to learn more about what is available to you.

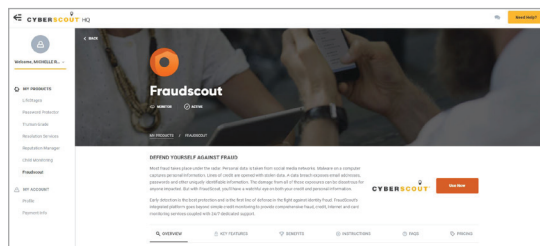


FraudScout scours millions of identity sources and alerts you if your information is for sale on the Dark Web, there are changes to your financial accounts, your child’s personal information is being used fraudulently and much more. Follow these steps to ensure you are being monitored.

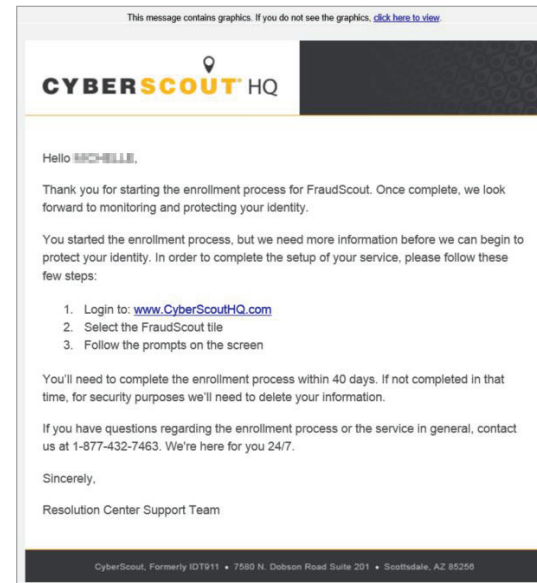
How to set up FraudScout.

1. Click **Use Now** on the FraudScout tile in CyberScout HQ.
2. Confirm your CyberScout HQ password.
3. Login to FraudScout with your CyberScout HQ credentials.
(We ask again to ensure your data is secure.)
4. Follow on-screen prompts to complete FraudScout enrollment.
5. Immediately after successfully enrolling in FraudScout, you will receive a welcome email.
6. Within 48 hours, you will receive an email informing you that your Credit and/or Fraud Reports are available for viewing.
7. Log in to CyberScout HQ view your personal reports and alerts.
8. Click **Use Now** on the FraudScout tile to access your personal reports and alerts.
9. Login to FraudScout with your CyberScout HQ credentials.

Questions about your reports? Call the Resolution Center directly.
We’re happy to help!

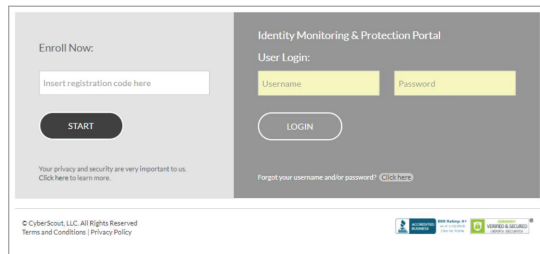


To add household members (family plans only), navigate to your CyberScout HQ profile. CyberScout will send a welcome email to these individuals that will direct them to create their own secure credentials.

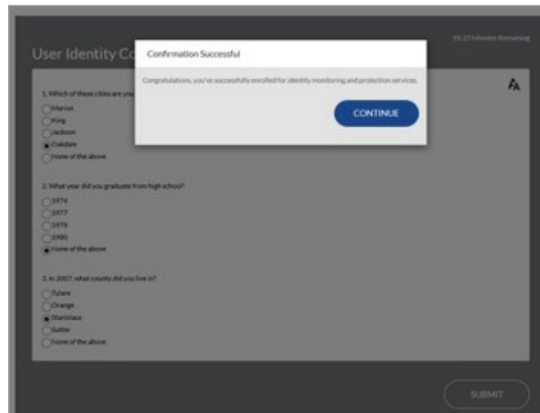


How to use our FraudScout Monitoring Services.

Visit CyberScout HQ to monitor your identity on a regular basis. Click the FraudScout tile and confirm your CyberScout HQ password.

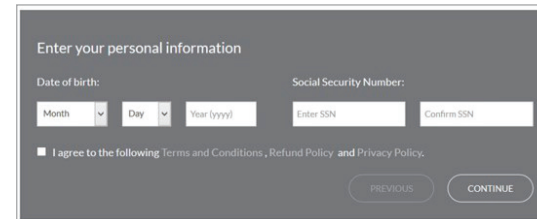


Simply login using the Username and Password you chose when you originally registered.

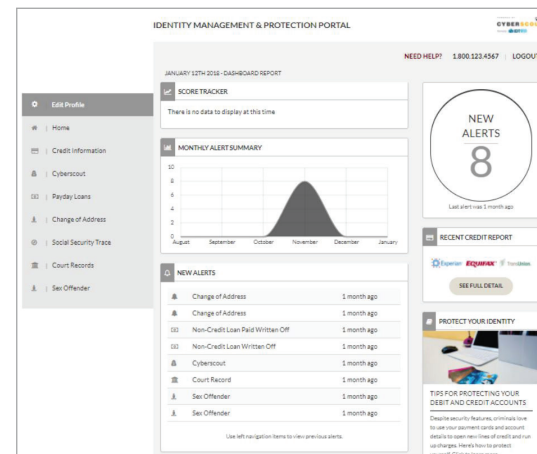


Confirm your identity by providing:

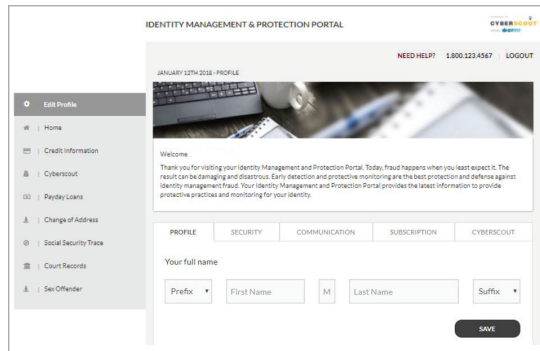
1. Your date of birth.
2. Your Social Security number.



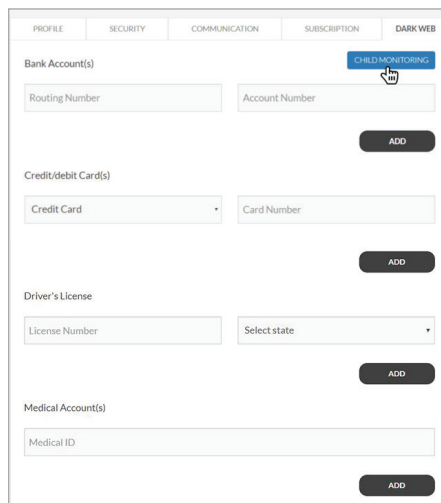
Open and review your FraudScout dashboard. This Identity Management and Protection Portal alerts you to any unusual activity.



In order to ensure all of your personal information is being monitored, complete or update your profile by clicking on **Edit Profile** in the left-hand navigation.



Under the Dark Web tab, add any personal information you would like FraudScout to monitor for you, such as: bank account(s), credit card(s), debit card(s), driver’s license and medical records. If your plan includes Child Monitoring, you will have access to the Child Monitoring button under the Dark Web section. Ensure your child’s data is being monitored by adding their information.



Access CyberScout HQ—anywhere, anytime—on your PC, smartphone or tablet.

In addition to valuable tools and information, you’ll have immediate access to our 24/7, world-class Resolution Center Support Team. Our trusted, experienced fraud resolution team will work with you until any issues are completely resolved.



For more information, call 844-858-9581 and visit www.CyberScoutHQ.com.

CYBERSCOUT[®]